

# YTM05


CONCRETE TRANSMIXER



Horizontal drum with 5 m<sup>3</sup> concrete yield



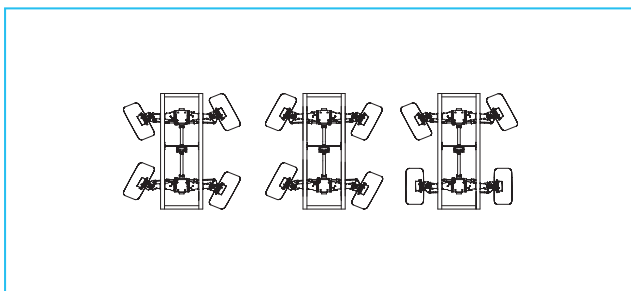
Hydraulic drum tilting up to 8°



Locked type battery isolator switch



Rear view camera and LCD screen in operator cabin

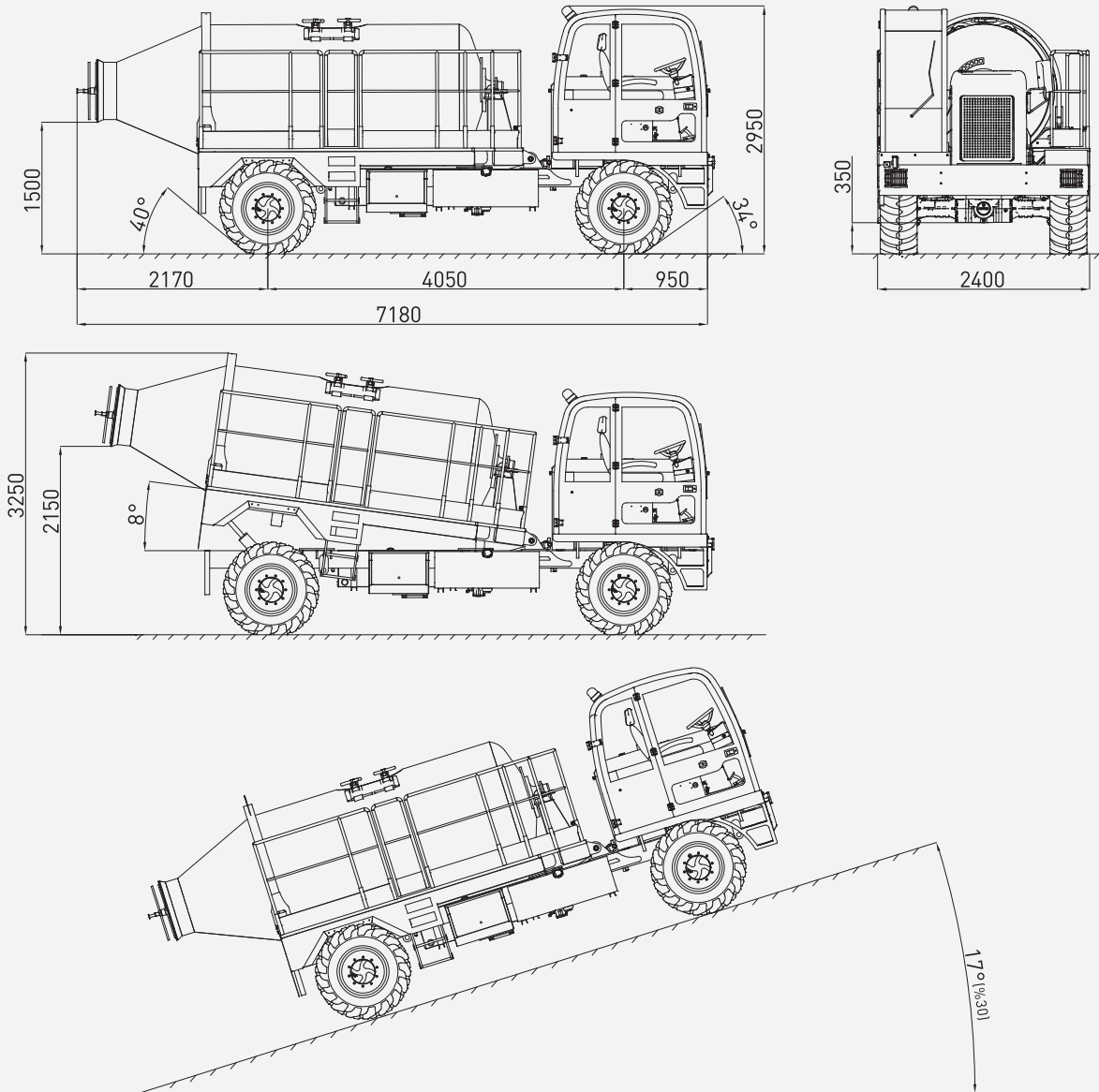


3 steering modes; Four-wheel steering, Front-wheel steering and Crab steering

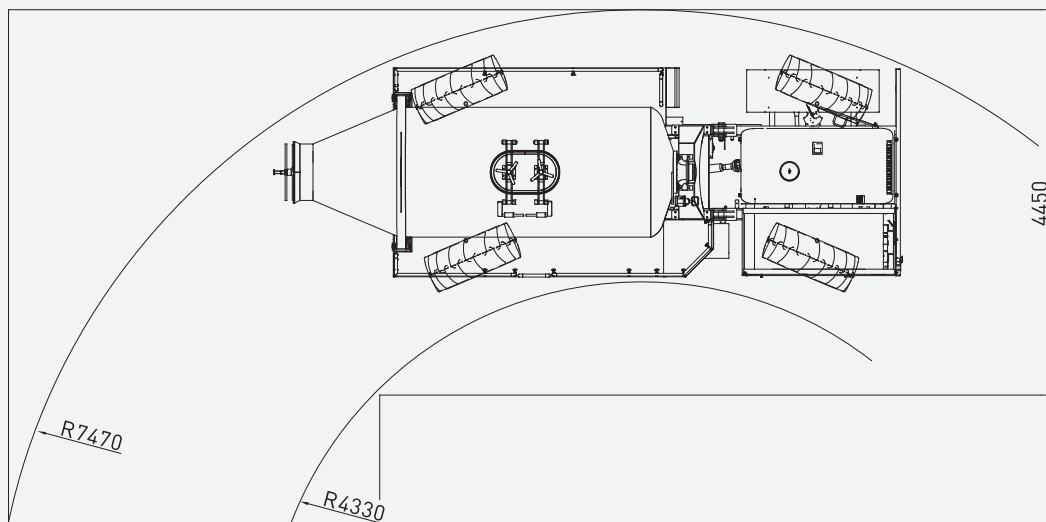


ROPS and FOPS level 2 certified closed operator cabin with 180° pivoting operator's seat

## DIMENSIONS & PERFORMANCE



## TURNING RADIUS



## TECHNICAL SPECIFICATIONS

DIESEL ENGINE	
<b>Make / Model:</b>	JCB Dieselmax 444 TCA-85
<b>Max. Power:</b>	85 kW at 2200 rpm
<b>Max. Torque:</b>	440 Nm at 1300 rpm
<b>Engine Emission:</b>	EU Stage 3A / US EPA Tier 3
<b>Diesel Tank:</b>	140 l
With Catalytic Converter and Silencer	
TRANSMISSION	
<b>Make / Model:</b>	JCB PS760
Powershift	
Automatic and Manual 4-speed forward	
Manual 3-speed reverse	
Four-wheel drive	
AXLES & TYRES	
<b>Make / Model:</b>	Dana Spicer 223
<b>Type:</b>	Planetary
<b>Front Axle:</b>	+/- 8° Oscillating and steerable
<b>Rear Axle:</b>	Rigid and steerable
<b>Tyres:</b>	18-19.5
PERFORMANCE	
<b>Max. Gradient:</b>	30%
<b>Max. Speed:</b>	24.5 km/h
STEERING	
Four-wheel steering	
Crab steering	
Front-wheel steering	
BRAKING SYSTEM	
<b>Service Brake:</b>	Hydraulically powered two-circuit oil immersed multidisc brakes in both axles
<b>Safety/Parking Brake:</b>	Spring applied hydraulic released SAHR Fail safe
CHASSIS	
<b>Type:</b>	Rigid, high strength steel
HYDRAULIC SYSTEM	
<b>Pump Type:</b>	Variable displacement piston and gear pump
<b>Max. Pressure:</b>	210 bar
<b>Flow Rate:</b>	160 l/min at 2200 rpm
<b>Hydraulic Oil Tank:</b>	105 l
<b>Return Oil Filter:</b>	25 µm
Oil level, filtration and temperature indicators	

ELECTRIC SYSTEM	
<b>Battery:</b>	12 V - 150 Ah
<b>Protection:</b>	IP65
<b>Lights:</b>	2 x 1500 Lumen Led at front bumper
	1 x 1500 Lumen Led on operator cabin
	1 x 1500 Lumen Led at rear bumper
	Turn signals and taillights
<b>Beacon Lamp:</b>	Amber color
TITAN CLOSED OPERATOR CABIN	
<ul style="list-style-type: none"> <li>• Closed 1-person cabin</li> <li>• ROPS and FOPS level 2 certified (EN ISO 3471:2008 / EN ISO 3449:2008)</li> <li>• Mechanical suspension with manual tilt, weight, height adjustable, 180° pivotable ergonomic seat with seat belt</li> <li>• Cabin heater</li> <li>• Levers and indicators for all driving controls</li> <li>• In-cabin radio output and location (12V)</li> <li>• Cabin lighting</li> <li>• Heated wing mirrors</li> </ul>	
DIMENSIONS & WEIGHT	
<b>Weight:</b>	8600 kg (Approximately)
<b>Max. Weight:</b>	20600 kg
<b>Length:</b>	7180 mm
<b>Width:</b>	2400 mm
<b>Height:</b>	2950 mm
<b>Inner Turning Radius:</b>	4330 mm
<b>Outer Turning Radius:</b>	7470 mm
MISCELLANEOUS	
<ul style="list-style-type: none"> <li>• Warning plates and decals</li> <li>• Tool box</li> <li>• 2x4 kg portable fire extinguisher</li> <li>• 2 pcs Wheel chocks</li> <li>• Front and rear towbar</li> <li>• Back-up alarm and light</li> <li>• Battery Isolator switch</li> </ul>	
CONCRETE DRUM	
<b>Drum Volume:</b>	6.25 m <sup>3</sup>
<b>Max. Concrete Capacity (at 9 cm slump):</b>	5 m <sup>3</sup>
<b>Drive:</b>	Hydraulic
<b>Drum Tilt Angle:</b>	8°
<b>Adjustable Rotating Speed:</b>	0-18 rpm
Manual filling hatch	
Hopper breaking system	
Concrete drain cover	

#### HIGH PRESSURE WASHING SYSTEM

<b>Pump Drive:</b>	Hydraulic
<b>Pressure:</b>	135 bar
<b>Flow Rate:</b>	16 l/min
<b>Hose Length</b>	13 m
<b>Water Tank:</b>	300 l

#### OTHER

- Centralized greasing system

#### OPTIONS

- Automatic centralized lubrication system
- Air-conditioner (Heating and Cooling) in the cabin
- Manual activated fire extinguishing system
- Automatic and manual activated fire extinguishing system (Linear wired)
- Caliper brake system
- 2<sup>nd</sup> seat in the cabin
- 12 V emergency steering
- Diesel particulate filter - DPF
- EU Stage 5 diesel engine
- Rear view camera and LCD monitor in operator cabin
- Additional side view camera
- Spare wheel