

VK10

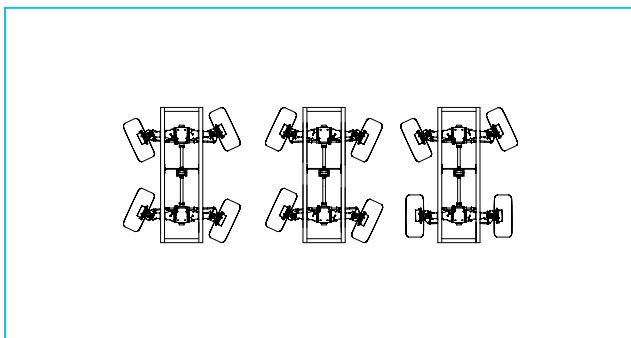
CRANE TRUCK



820 kg lifting capacity at 7.1 m



Rear view camera and LCD screen in operator cabin

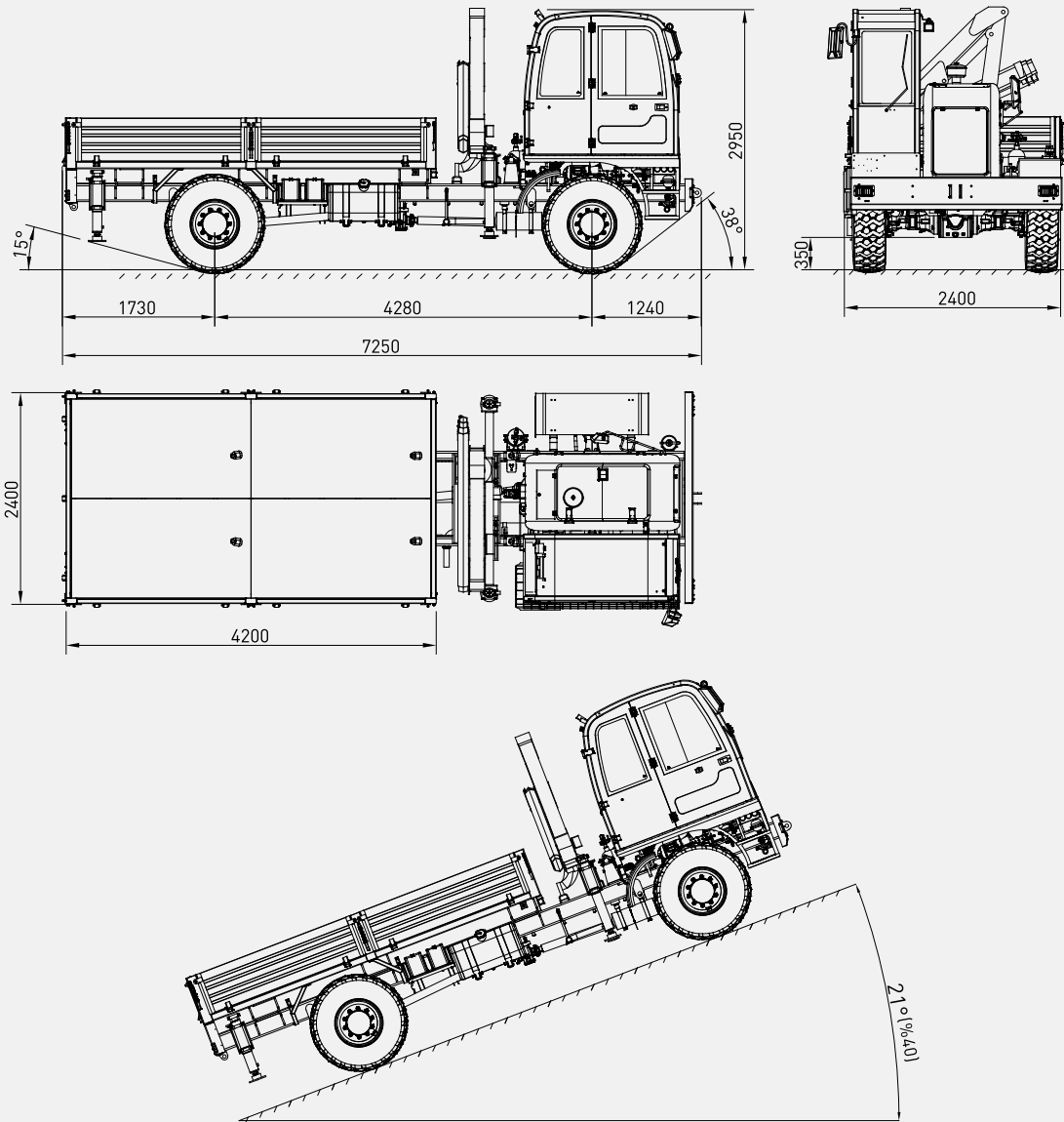


3 steering modes; Four-wheel steering, Front-wheel steering and Crab steering

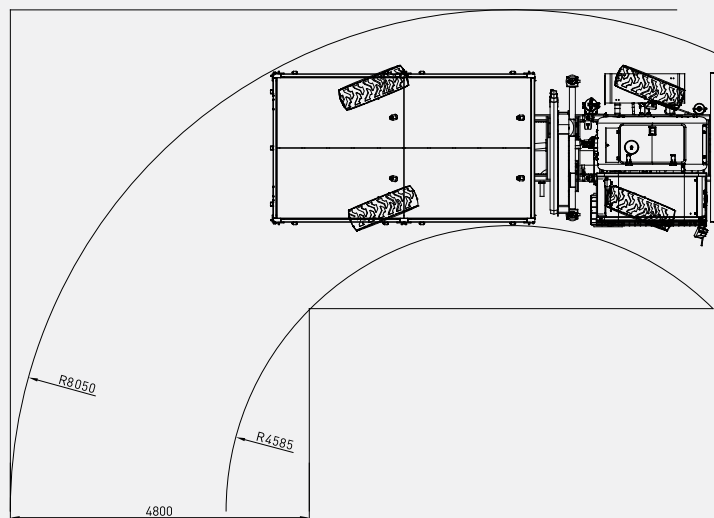


ROPS and FOPS level 2 certified closed operator cabin with 180° pivoting operator's seat

DIMENSIONS & PERFORMANCE



TURNING RADIUS



TECHNICAL SPECIFICATIONS

DIESEL ENGINE		ELECTRIC SYSTEM	
Make / Model:	JCB Dieselmax 444 TCA-85	Battery:	12 V - 150 Ah
Max. Power:	85 kW at 2200 rpm	Protection:	IP65
Max. Torque:	440 Nm at 1300 rpm	Lights:	2 x 1500 Lumen Led at front bumper
Engine Emissions:	EU Stage 3A / US EPA Tier 3		1 x 1500 Lumen Led on operator cabin
Diesel Tank:	120 l		2 x 1500 Lumen Led at rear bumper
	With Catalytic Converter and Silencer		Turn signals and taillights
TRANSMISSION		Beacon Lamp:	Amber color
Make / Model:	JCB PS760	TITAN CLOSED OPERATOR CABIN	
	Powershift	<ul style="list-style-type: none"> • Closed 1-person cabin • ROPS and FOPS level 2 certified (EN ISO 3471:2008 / EN ISO 3449:2008) • Mechanical suspension with manual tilt, weight, height adjustable, 180° pivotable ergonomic seat with seat belt • Cabin heater • Levers and indicators for all driving controls • In-cabin radio output and location (12V) • Cabin lighting • Heated wing mirrors 	
	Automatic and Manual 4-speed forward		
	Manual 3-speed reverse		
	Four-wheel drive		
AXLES & TYRES		DIMENSIONS & WEIGHT	
Make / Model:	JCB SD70	Weight:	6500 kg (Approximately)
Type:	Planetary	Length:	7250 mm
Front Axle:	+/- 8° Oscillating and steerable	Width:	2400 mm
Rear Axle:	Rigid and steerable	Height:	2950 mm
Tyres:	16.00 / 70-20	Inner Turning Radius:	4585 mm
PERFORMANCE		Outer Turning Radius:	8050 mm
Max. Gradient:	40%	MISCELLANEOUS	
Max. Speed:	24.5 km/h	<ul style="list-style-type: none"> • Warning plates and decals • 2x4 kg portable fire extinguisher • 2 pcs Wheel chocks • Front and rear towbar • Back-up alarm and light • Battery Isolator switch 	
STEERING		CRANE	
	Four-wheel steering	Max. Reach:	7.1 m
	Crab steering	<ul style="list-style-type: none"> • 820 kg capacity at 7.1 meters • System with rack • Weight control system 	
	Front-wheel steering		
BRAKING SYSTEM		PICK-UP BOX	
Service Brake:	Hydraulically powered two-circuit oil immersed multidisc brakes in both axles	Dimensions:	2400 x 4200 x 500 mm
Safety/Parking Brake:	Spring applied hydraulic released SAHR Fail safe	Capacity:	10000 kg
CHASSIS		<ul style="list-style-type: none"> • Right, left and back covers can be opened and closed 	
Type:	Rigid, high strength steel		
Front Stabilisers:	2 pcs, extendible		
Rear Stabilisers:	2 pcs, extendible		
HYDRAULIC SYSTEM			
Pump Type:	Fixed displacement piston and gear pump		
Max. Pressure:	350 bar		
Flow Rate:	65 l/min at 2200 rpm		
Hydraulic Oil Tank:	105 l		
Return Oil Filter:	25 µm		
	Oil level, filtration and temperature indicators		

OTHER

- Centralized greasing system

OPTIONS

- Automatic centralized lubrication system
- Air-conditioner (Heating and Cooling) in the cabin
- Manual activated fire extinguishing system
- Automatic and manual activated fire extinguishing system (Linear wired)
- Caliper brake system
- 2nd seat in the cabin
- 12 V emergency steering
- Diesel particulate filter - DPF
- EU Stage 5 diesel engine
- Rear view camera and LCD monitor in operator cabin
- Additional side view camera
- Remote control for crane movements
- Alternative crane options
- Spare wheel