

# MP2X3

SCISSOR LIFT



3200 x 2000 mm platform dimensions,  
1500 kg lifting capacity with 3.56 m



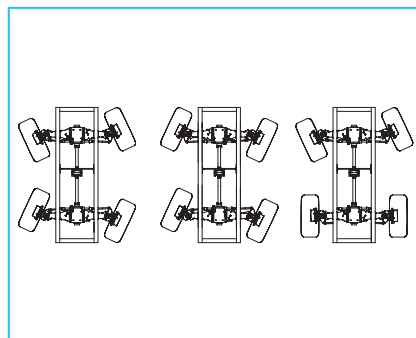
Platform and legs controllable from 2 panels



Cable or wireless remote control for all lift and  
platform functions (optional)



Rear view camera and LCD screen in operator cabin

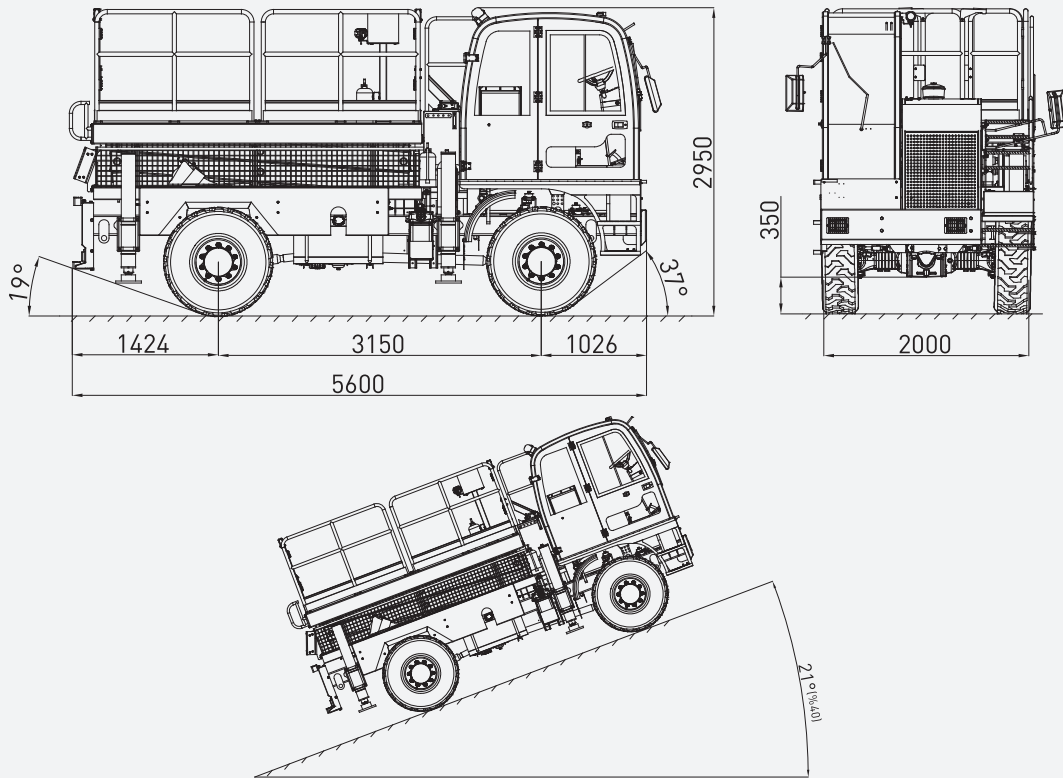


3 steering modes; Four-wheel steering,  
Front-wheel steering and Crab steering

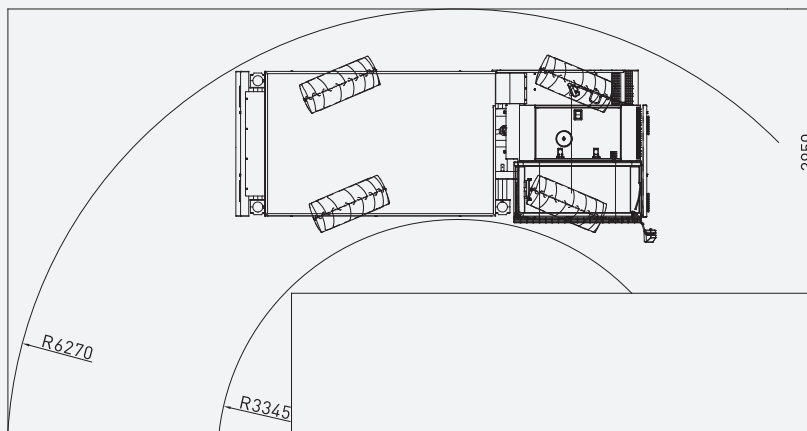


ROPS and FOPS level 2 certified closed operator cabin  
with 180° pivoting operator's seat

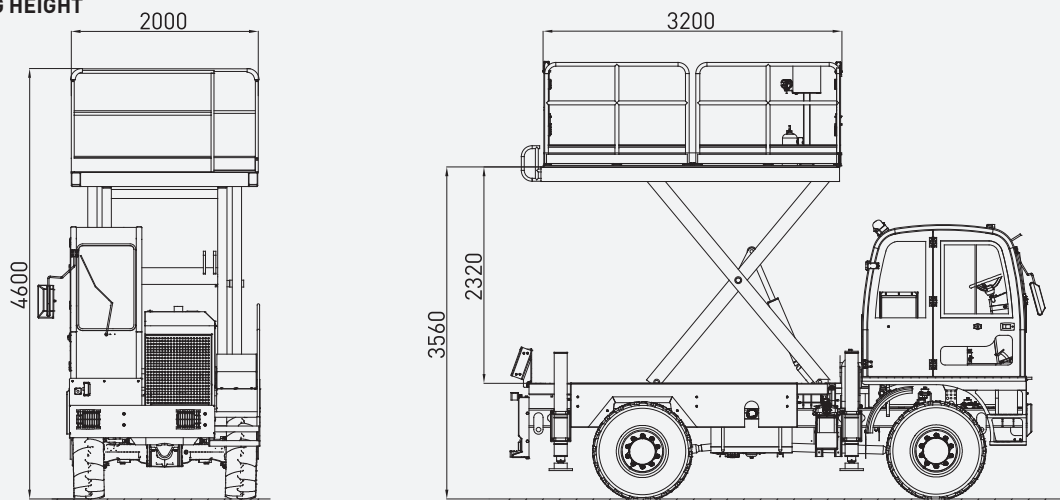
### DIMENSIONS & PERFORMANCE



### TURNING RADIUS



### LIFTING HEIGHT



# MP2X3

## TECHNICAL SPECIFICATIONS

<b>DIESEL ENGINE</b>	
<b>Make / Model:</b>	JCB Dieselmax 444 TCA-85
<b>Max. Power:</b>	85 kW at 2200 rpm
<b>Max. Torque:</b>	440 Nm at 1300 rpm
<b>Engine Emissions:</b>	EU Stage 3A / US EPA Tier 3
<b>Diesel Tank:</b>	140 l
With Catalytic Converter and Silencer	
<b>TRANSMISSION</b>	
<b>Make / Model:</b>	JCB PS760
Powershift	
Automatic and Manual 4-speed forward	
Manual 3-speed reverse	
Four-wheel drive	
<b>AXLES &amp; TYRES</b>	
<b>Make / Model:</b>	JCB SD55
<b>Type:</b>	Planetary
<b>Front Axle:</b>	+/- 8° Oscillating and steerable
<b>Rear Axle:</b>	Rigid and steerable
<b>Tyres:</b>	12.5-20 / 10-20
<b>PERFORMANCE</b>	
<b>Max. Gradient:</b>	40%
<b>Max. Speed:</b>	24.5 km/h
<b>STEERING</b>	
Four-wheel steering	
Crab steering	
Front-wheel steering	
<b>BRAKING SYSTEM</b>	
<b>Service Brake:</b>	Hydraulically powered two-circuit oil immersed multidisc brakes in both axles
<b>Safety/Parking Brake:</b>	Spring applied hydraulic released SAHR Fail safe
<b>CHASSIS</b>	
<b>Type:</b>	Rigid, high strength steel
<b>Front Stabilisers:</b>	2 pcs, fixed
<b>Rear Stabilisers:</b>	2 pcs, fixed
<b>HYDRAULIC SYSTEM</b>	
<b>Pump Type:</b>	Gear pump
<b>Max. Pressure:</b>	210 bar
<b>Flow Rate:</b>	55 l/min at 2200 rpm
<b>Hydraulic Oil Tank:</b>	130 l
<b>Return Oil Filter:</b>	25 µm
Oil level, filtration and temperature indicators	

<b>ELECTRIC SYSTEM</b>	
<b>Battery:</b>	12 V - 150 Ah
<b>Protection:</b>	IP65
<b>Lights:</b>	2 x 1500 Lumen Led at front bumper
	1 x 1500 Lumen Led on operator cabin
	2 x 1500 Lumen Led at rear bumper
	Turn signals and taillights
<b>Beacon Lamp:</b>	Amber color
<b>TITAN CLOSED OPERATOR CABIN</b>	
<ul style="list-style-type: none"><li>• Closed 1-person cabin</li><li>• ROPS and FOPS level 2 certified (EN ISO 3471:2008 / EN ISO 3449:2008)</li><li>• Mechanical suspension with manual tilt, weight, height adjustable, 180° pivotable ergonomic seat with seat belt</li><li>• Cabin heater</li><li>• Levers and indicators for all driving controls</li><li>• In-cabin radio output and location (12V)</li><li>• Cabin lighting</li><li>• Heated wing mirrors</li></ul>	
<b>DIMENSIONS &amp; WEIGHT</b>	
<b>Weight:</b>	7500 kg (Approximately)
<b>Length:</b>	5600 mm
<b>Width:</b>	2000 mm
<b>Height:</b>	2950 mm
<b>Inner Turning Radius:</b>	3345 mm
<b>Outer Turning Radius:</b>	6270 mm
<b>MISCELLANEOUS</b>	
<ul style="list-style-type: none"><li>• Warning plates and decals</li><li>• 2x4 kg portable fire extinguisher</li><li>• 2 pcs Wheel chocks</li><li>• Front and rear towbar</li><li>• Back-up alarm and light</li><li>• Battery Isolator switch</li></ul>	
<b>LIFTING PLATFORM</b>	
<b>Lifting Platform Dimension:</b>	3200 x 2000 mm
<b>Max. Lifting Capacity:</b>	1500 kg
<b>Max. Lifting Height:</b>	3.56 m
<ul style="list-style-type: none"><li>• Platform and legs controllable from 2 panels</li><li>• Tool box on platform</li><li>• Standard compliant kickplate around the platform</li><li>• Manual emergency lowering system when platform is open</li></ul>	

#### **SAFETY**

- Conforms to EN280 mobile elevating work platforms standard
- Emergency platform lowering system
- Scissors cannot be moved without support legs touching the ground.
- Platform climbing steps
- 2 stop buttons placed on the machine (on the panel, on the platform)
- 2 pcs mechanical inclinometer at chassis
- +/- 4° rolling angle limitation
- Sensor system that disables collecting support legs until the platform is completely lowered.
- Door open warning system

#### **OTHER**

- Centralized greasing system

#### **OPTIONS**

- Automatic centralized lubrication system
- Air-conditioner (Heating and Cooling) in the cabin
- Manual activated fire extinguishing system
- Automatic and manual activated fire extinguishing system (Linear wired)
- +/- 500 mm side shift function
- Platform size and lifting capacity on demand
- Caliper brake system
- 2<sup>nd</sup> seat in the cabin
- 12 V emergency steering
- Diesel particulate filter - DPF
- EU Stage 5 diesel engine
- Rear view camera and LCD monitor in operator cabin
- Additional side view camera
- Spare wheel
- Cable or wireless remote control