


BYM4.5

CONCRETE TRANSMIXER




4.5 m³ concrete yield



Hydraulically controlled shutter and chute




0-18 rpm adjustable rotating speed.



ROPS & FOPS level 2 certified closed 2-person cabin

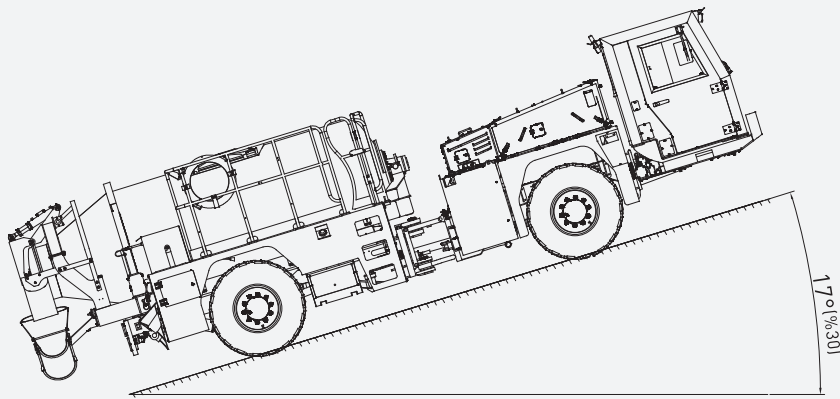
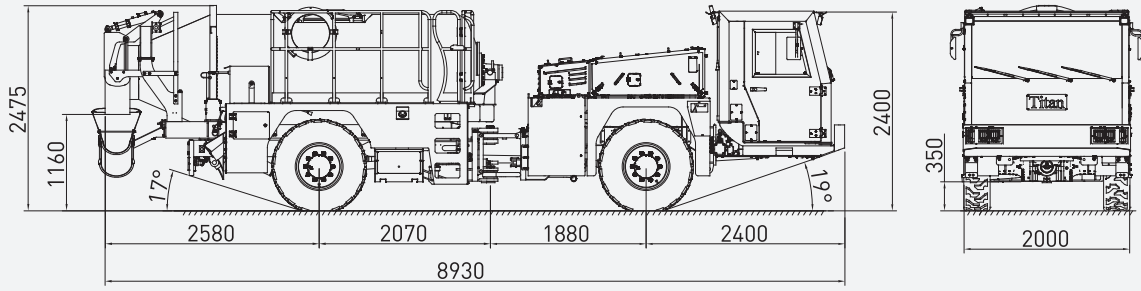


Rear view camera and LCD screen in operator cabin

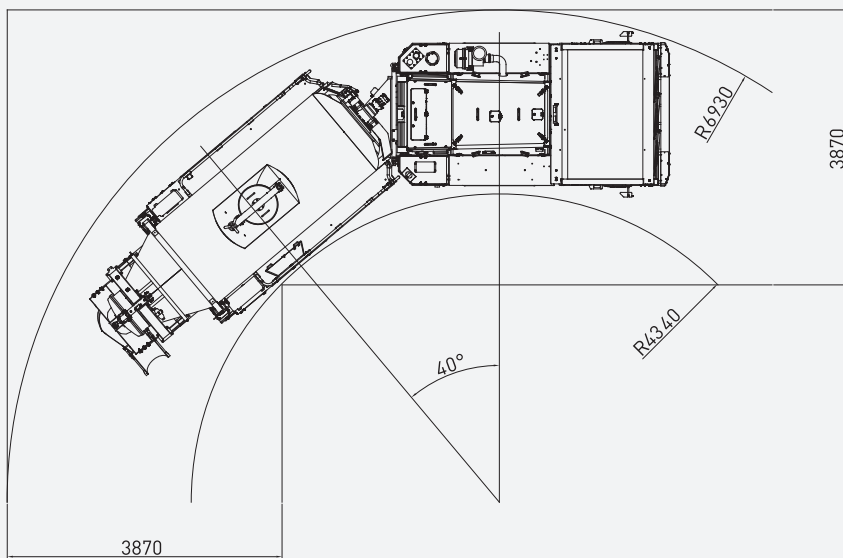


High strength articulated chassis

DIMENSIONS & PERFORMANCE



TURNING RADIUS



BYM4.5

TECHNICAL SPECIFICATIONS

| | |
|--|---|
| DIESEL ENGINE | |
| Make / Model: | Deutz TCD 2013 L4 2V |
| Max. Power: | 129 kW at 2300 rpm |
| Max. Torque: | 670 Nm at 1600 rpm |
| Engine Emission: | EU Stage 3A / US EPA Tier 3 |
| Diesel Tank: | 150 l |
| With Catalytic Converter and Silencer | |
| TRANSMISSION | |
| Make / Model: | Dana Spicer T24000 |
| Powershift | |
| Automatic 3-speed forward and reverse | |
| Four-wheel drive | |
| AXLES & TYRES | |
| Make / Model: | Dana Spicer 113 |
| Type: | Planetary |
| Front: | +/- 8° Oscillating |
| Rear: | Rigid |
| Tyres: | 12.00 – 20 |
| PERFORMANCE | |
| Max. Gradient: | 30% |
| Max. Speed: | 24.5 km/h |
| Max. Tractive Effort: | 122 kN |
| STEERING | |
| Articulation, +/- 40° | |
| Orbitrol Type | |
| BRAKING SYSTEM | |
| Service Brake: | Hydraulically powered two-circuit oil immersed multidisc brakes in both axles |
| Safety/Parking Brake: | Spring applied hydraulic released SAHR |
| Fail safe | |
| CHASSIS | |
| Type: | Articulated, high strength steel |
| HYDRAULIC SYSTEM | |
| Pump Type: | Fixed and variable displacement |
| Max. Pressure: | 210 bar |
| Flow Rate: | 180 l/min at 2300 rpm |
| Hydraulic Oil Tank: | 150 l |
| Return Oil Filter: | 25 µm |
| Oil level, filtration and temperature indicators | |

| | |
|--|---|
| ELECTRIC SYSTEM | |
| Battery: | 24 V – 2 x 105 Ah |
| Protection: | IP65 |
| Lights: | 6 x 1500 Lumen Led in front of the operator cabin |
| 2 x 1500 Lumen Led behind the operator cabin | |
| 2 x 1500 Lumen Led at bumper | |
| 2 x 1500 Lumen Led on the hopper saddle | |
| Turn signals and taillights | |
| Box Type: | Stainless steel |
| Beacon Lamp: | Amber color |
| TITAN CLOSED OPERATOR CABIN | |
| <ul style="list-style-type: none">• Closed 2-person cabin• ROPS & FOPS level 2 certified (EN ISO 3471:2008 / EN ISO 3449:2008)• Mechanical suspension with manual tilt, weight, height adjustable, "T" shaped seat with 3-point seat belt• Rear view camera and LCD screen in operator cabin• Levers and indicators for all driving controls• In-Cabin radio output and location (12V)• Cabin lighting• Heated wing mirrors• Document box under the seat• Equipment box | |
| DIMENSIONS & WEIGHT | |
| Weight: | 12800 kg (Approximately) |
| Max. Weight: | 23600 kg (Approximately) |
| Length: | 8930 mm |
| Width: | 2000 mm |
| Height: | 2475 mm |
| Inner Turning Radius: | 4340 mm |
| Outer Turning Radius: | 6930 mm |
| MISCELLANEOUS | |
| <ul style="list-style-type: none">• Warning plates and decals• Tool box• 2x4 kg portable fire extinguisher• 2 pcs Wheel chocks• Front and rear towbar• Back-up alarm and light• Battery isolator switch | |

| CONCRETE DRUM | |
|--|---------------------------|
| Drum Volume: | 5.6 m ³ |
| Max. Concrete Yield: | 4.5 m ³ |
| Drive: | Hydraulic |
| Reducer with Break: | Hydraulic |
| Drum Tilt Angle: | 13° |
| Adjustable Rotating Speed: | 0-18 rpm |
| Control Panel: | Operator side (Left rear) |
| <ul style="list-style-type: none"> • Drum safety lock for filling • Manual filling hatch • Hydraulically controlled shutter and chute • Hopper breaking system • Hopper chassis lock system • Concrete drain cover | |
| HIGH PRESSURE WASHER | |
| Pump Drive: | Hydraulic |
| Pressure: | 135 bar |
| Flow: | 16 l/min |
| Hose Length | 13 m |
| Water Tank: | 75 l |

| OTHER |
|--|
| <ul style="list-style-type: none"> • Centralized greasing system |
| OPTIONS |
| <ul style="list-style-type: none"> • Automatic centralized lubrication system • Electrical outlet in the cabin 220 Volt - 150 Watt • Air-conditioner (Heating and Cooling) in the cabin • Manual activated fire extinguishing system • Automatic and manual activated fire extinguishing system (Linear wired) • Form oil system • Electromagnetic retarder • 24 V emergency steering • Diesel particulate filter - DPF • EU Stage 5 diesel engine • Additional side view camera • Spare wheel |