



BMP2X3

SCISSOR LIFT




3200 x 2000 mm lifting platform



3000 kg lifting capacity




Platform and legs controllable from 2 panels



ROPS & FOPS level 2 certified closed 2-person cabin

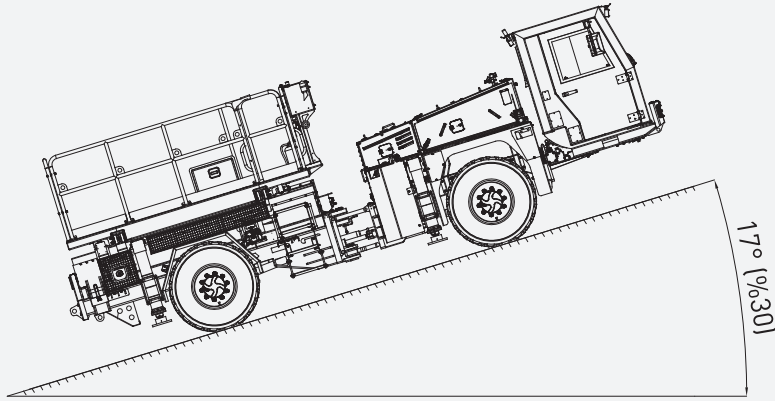
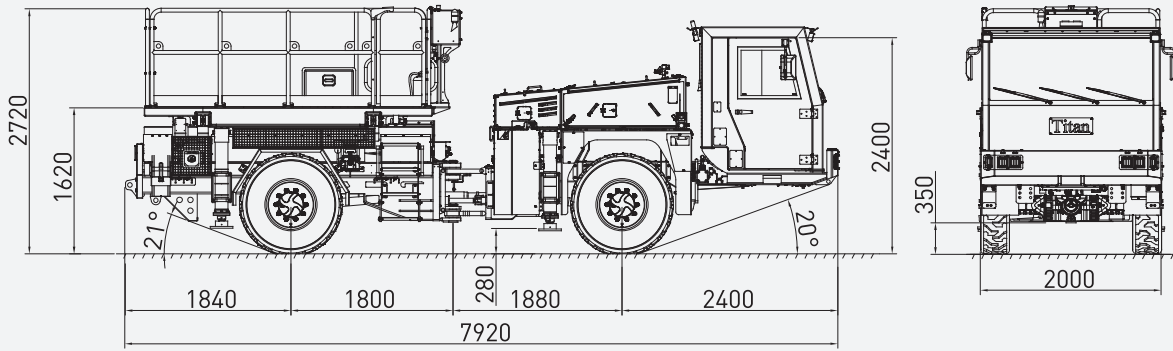


Rear view camera and LCD screen in operator cabin

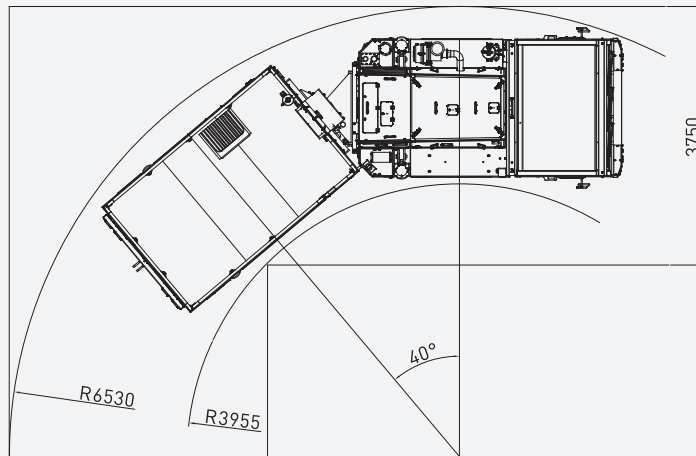


High strength articulated chassis

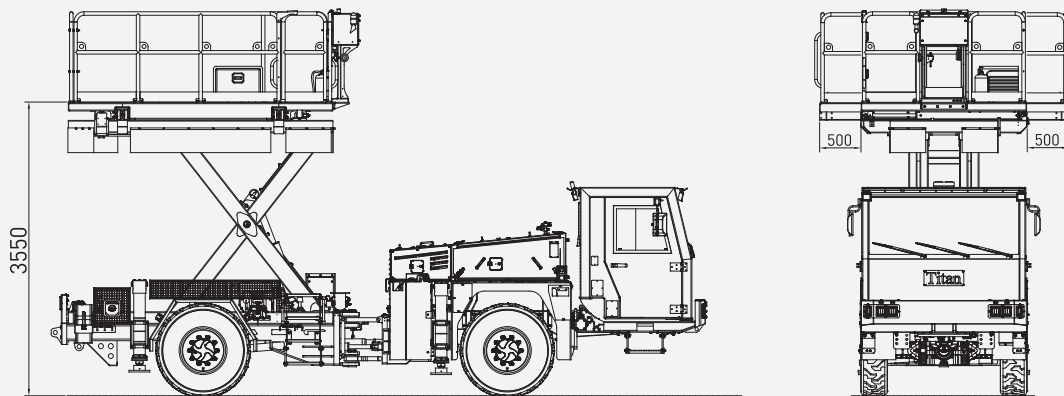
DIMENSIONS & PERFORMANCE



TURNING RADIUS



LIFTING HEIGHT



BMP2X3

TECHNICAL SPECIFICATIONS

DIESEL ENGINE	
Make / Model:	Deutz TCD 2013 L4 2V
Max. Power:	129 kW at 2300 rpm
Max. Torque:	670 Nm at 1600 rpm
Engine Emission:	EU Stage 3A / US EPA Tier 3
Diesel Tank:	115 l
With Catalytic Converter and Silencer	
TRANSMISSION	
Make / Model:	Dana Spicer T24000
Powershift	
Automatic 3-speed forward and reverse	
Four-wheel drive	
AXLES & TYRES	
Make / Model:	Dana Spicer 113
Type:	Planetary
Front:	+/- 8° Oscillating
Rear:	Rigid
Tyres:	12.00 – 20
PERFORMANCE	
Max. Gradient:	30%
Max. Speed:	24.5 km/h
Max. Tractive Effort:	122 kN
STEERING	
Articulation, +/- 40°	
Orbitrol Type	
BRAKING SYSTEM	
Service Brake:	Hydraulically powered two-circuit oil immersed multidisc brakes in both axles
Safety/Parking Brake:	Spring applied hydraulic released SAHR
Fail safe	
CHASSIS	
Type:	Articulated, high strength steel
Front Stabilisers:	2 pcs, fixed
Rear Stabilisers:	2 pcs, fixed
HYDRAULIC SYSTEM	
Pump Type:	Fixed and variable displacement
Max. Pressure:	210 bar
Flow Rate:	110 l/min at 2300 rpm
Hydraulic Oil Tank:	115 l
Return Oil Filter:	25 µm
Oil level, filtration and temperature indicators	

ELECTRIC SYSTEM	
Battery:	24 V – 2 x 105 Ah
Protection:	IP65
Lights:	6 x 1500 Lumen Led in front of the operator cabin
	2 x 1500 Lumen Led behind of the operator cabin
	2 x 1500 Lumen Led at bumper
	1 x 1500 Lumen Led light on platform
	Turn signals and taillights
Box Type:	Stainless steel
Beacon Lamp:	Amber color
TITAN CLOSED OPERATOR CABIN	
<ul style="list-style-type: none">• Closed 2-person cabin• ROPS & FOPS level 2 certified (EN ISO 3471:2008 / EN ISO 3449:2008)• Mechanical suspension with manual tilt, weight, height adjustable, "T" shaped seat with 3-point seat belt• Cabin heater• Rear view camera and LCD screen in operator cabin• Levers and indicators for all driving controls• In-Cabin radio output and location (12V)• Cabin lighting• Heated wing mirrors• Document box under the seat• Equipment box	
DIMENSIONS & WEIGHT	
Weight:	12400 kg (Approximately)
Length:	7920 mm
Width:	2000 mm
Height:	2720 mm
Inner Turning Radius:	3955 mm
Outer Turning Radius:	6530 mm
MISCELLANEOUS	
<ul style="list-style-type: none">• Warning plates and decals• 2x4 kg portable fire extinguisher (1 in operator cabin)• 2 pcs Wheel chocks• Front and rear towbar• Back-up alarm and light• Battery isolator switch	

LIFTING PLATFORM	
Platform Dimensions:	3200 x 2000 mm
Max. Lifting Capacity:	3000 kg
Max. Lifting Height:	3.55 m
<ul style="list-style-type: none"> • Platform and legs controllable from 2 panels • Tool box on platform • Standard compliant kickplate around the platform • Manual emergency lowering system when platform is open 	
SAFETY	
<ul style="list-style-type: none"> • Conforms to EN280 mobile elevating work platforms standard • Emergency platform lowering system • Scissor cannot be moved without support legs touching the ground. • Platform climbing steps • 4 pcs emergency stop button (inside the cabin, on electric box, right rear, on the platform) • 2 pcs mechanical inclinometer at chassis • +/- 4° rolling angle limitation • Sensor system that disables collecting support legs until the platform is completely lowered. • Door is open warning system 	

OTHER
<ul style="list-style-type: none"> • Centralized greasing system
OPTIONS
<ul style="list-style-type: none"> • Automatic centralized lubrication system • Electric socket in cabin 220 Volt – 150 Watt • Air-conditioner (Heating and Cooling) in the cabin • Manual activated fire extinguishing system • Automatic and manual activated fire extinguishing system (Linear wired) • +/- 500 mm side shift function • Platform size and lifting capacity on demand • 24 V emergency steering • Diesel particulate filter - DPF • EU Stage 5 diesel engine • Additional side view camera • Spare wheel