

BAC2X350

ANFO CHARGER TRUCK




ANFO tank options 2 x 250 / 350 / 500 l



1590 x 790 mm, 500 kg lifting capacity basket




Hydraulically driven ANFO hose reel



ROPS & FOPS level 2 certified closed 2-person cabin

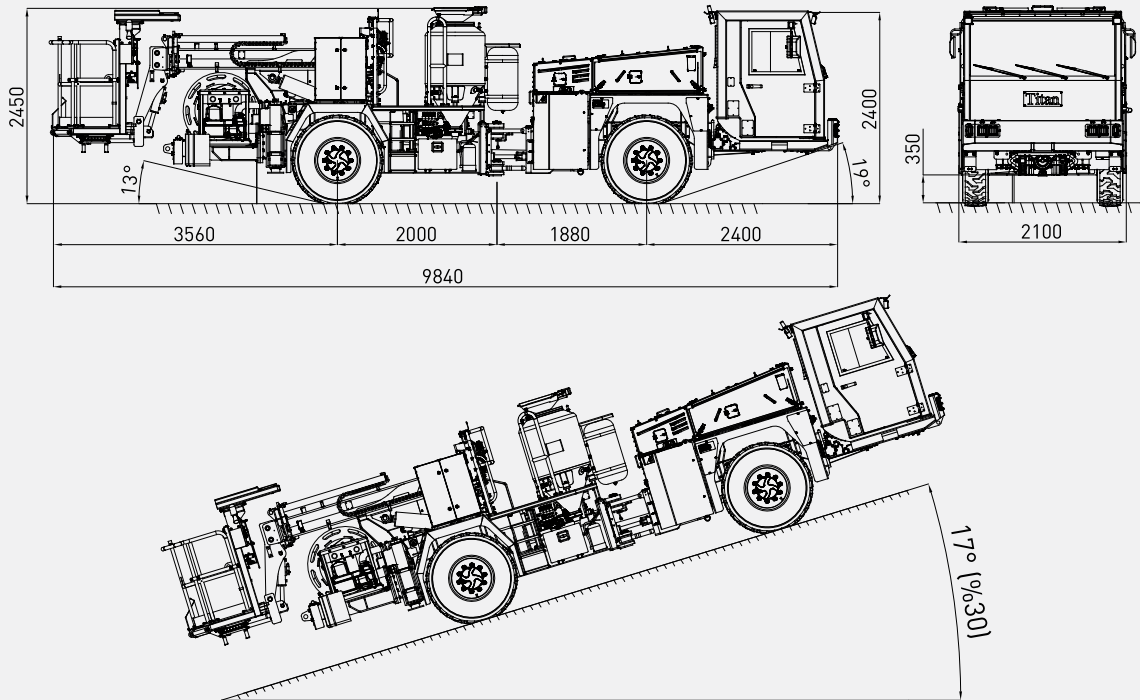


Rear view camera and LCD screen in operator cabin

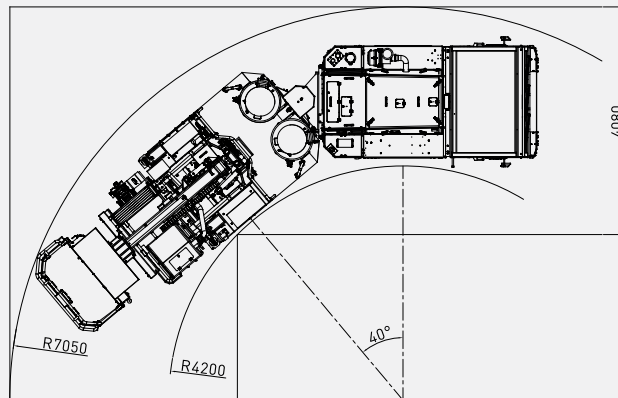


High strength articulated chassis

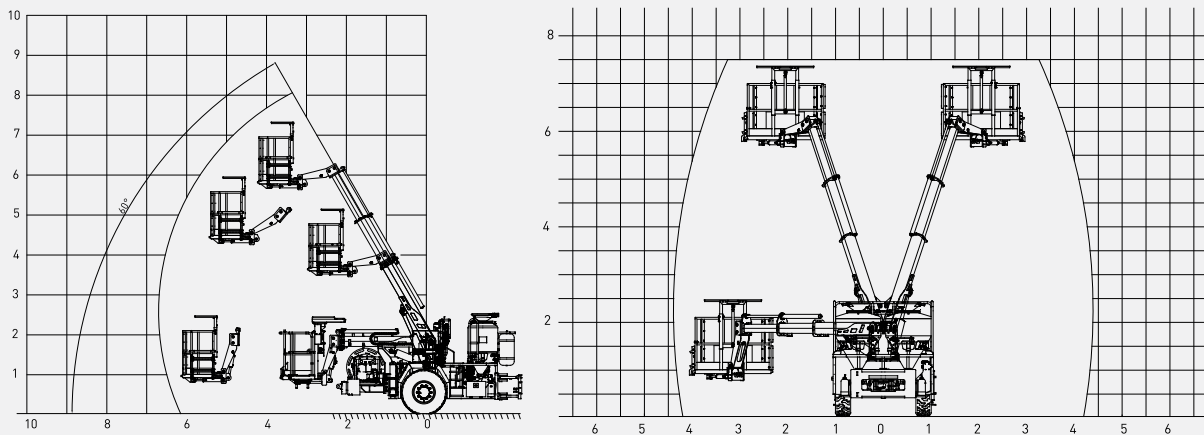
DIMENSIONS & PERFORMANCE



TURNING RADIUS



COVERAGE AREA



BAC2X350

TECHNICAL SPECIFICATIONS

DIESEL ENGINE	
Make / Model:	Deutz TCD 2013 L4 2V
Max. Power:	129 kW at 2300 rpm
Max. Torque:	670 Nm at 1600 rpm
Engine Emission:	EU Stage 3A / US EPA Tier 3
Diesel Tank:	150 l
	With Catalytic Converter and Silencer
TRANSMISSION	
Make / Model:	Dana Spicer T24000
	Powershift
	Automatic 3-speed forward and reverse
	Four-wheel drive
AXLES & TYRES	
Make / Model:	Dana Spicer 113
Type:	Planetary
Front:	+/- 8° Oscillating
Rear:	Rigid
Tyres:	12.00 – 20
PERFORMANCE	
Max. Gradient:	30%
Max. Speed:	24.5 km/h
Max. Tractive Effort:	122 kN
STEERING	
	Articulation, +/- 40°
	Orbitrol Type
BRAKING SYSTEM	
Service Brake:	Hydraulically powered two-circuit oil immersed multidisc brakes in both axles
Safety/Parking Brake:	Spring applied hydraulic released SAHR
	Fail safe
CHASSIS	
Type:	Articulated, high strength steel
Stabilizers:	2 pcs, extendible
HYDRAULIC SYSTEM	
Pump Type:	Fixed and variable displacement
Max. Pressure:	210 bar
Flow Rate:	190 l/min at 2300 rpm
Hydraulic Oil Tank:	150 l
Return Oil Filter:	25 µm
	Oil level, filtration and temperature indicators
ELECTRIC SYSTEM	
Battery:	24 V – 2 x 105 Ah
Protection:	IP65
Lights:	6 x 1500 Lumen Led in front of the operator cabin
	2 x 1500 Lumen Led behind of the operator cabin
	2 x 1500 Lumen Led at bumper
	2 x 1500 Lumen Led on boom
	Turn signals and taillights
Box Type:	Stainless steel
Beacon Lamp:	Red color
TITAN CLOSED OPERATOR CABIN	
	<ul style="list-style-type: none">• Closed 2-person cabin• ROPS & FOPS level 2 certified (EN ISO 3471:2008 / EN ISO 3449:2008)• Mechanical suspension with manual tilt, weight, height adjustable, "T" shaped seat with 3-point seat belt• Cabin heater• Rear view camera and LCD screen in operator cabin• Levers and indicators for all driving controls• In-Cabin radio output and location (12V)• Cabin lighting• Heated wing mirrors• Document box under the seat• Equipment box
DIMENSIONS & WEIGHT	
Weight:	14060 kg (Approximately)
Length:	9840 mm
Width:	2100 mm
Height:	2450 mm
Inner Turning Radius:	4200 mm
Outer Turning Radius:	7050 mm
MISCELLANEOUS	
	<ul style="list-style-type: none">• Warning plates and decals• Tool box• 2x4 kg portable fire extinguisher (1 in operator cabin)• 2 pcs Wheel chocks• Front and rear towbar• Back-up alarm and light• Battery isolator switch

BOOM & BASKET	
Basket Dimensions:	1590 x 790 mm
Max. Lifting Capacity:	500 kg
Max. Lifting Height (Basket Base):	5.8 m
Basket Swing:	+/- 35°
Max. Boom Angle:	60°
Boom Swing:	+/- 35°
Basket Tilt:	+/- 5°
Parallelism:	Automatic
	Electro-hydraulic driven control unit
	Control system with tank selection, in-hole cleaning and tank on/off feature on the basket
ANFO CHARGING UNIT	
ANFO Tank Capacity:	2 x 350 l
ANFO Tank:	Stainless steel, with cap and screen
ANFO Hose Diameter:	Antistatic Ø26/33 mm
ANFO Hose Total Length:	25 m
	Hydraulic driven ANFO charging hose reel
COMPRESSOR	
	3.5 m³/min – 7 bar – 23 kW hydraulic driven screw compressor
SAFETY	
	<ul style="list-style-type: none"> • Conforms to EN280 mobile elevating work platforms standard • Manual emergency boom movement control • Stabilisers must be used to allow basket movements • 3 pcs emergency stop button; one on the basket • 2 pcs mechanical inclinometer for rolling and pitching angle indication • 2 pcs electronic inclinometer sensor for rolling and pitching angles • +/- 4° rolling angle limitation • +/- 5° pitching angle limitation • Sensor system that disables collecting support legs until the basket is completely lowered. • Weight moment control system for basket • Rubber chocks on basket for bump protection • Hydraulically driven safety canopy over the basket
OTHER	
	<ul style="list-style-type: none"> • Centralized greasing system • Water separator + grease trap in ANFO air lines • Closed dynamite carrying compartment on the machine • Lid with screen preventing lumped ANFO loading

OPTIONS
<ul style="list-style-type: none"> • Automatic centralized lubrication system • Electrical outlet in the cabin 220 Volt - 150 Watt • Air-conditioner (Heating and Cooling) in the cabin • Manual activated fire extinguishing system • Automatic and manual activated fire extinguishing system (Linear wired) • 2 x 250 or 2 x 500 l ANFO tank • 24 V emergency steering • Diesel particulate filter - DPF • EU Stage 5 diesel engine • Additional side view camera • Spare wheel