

TM05

CONCRETE TRANSMIXER





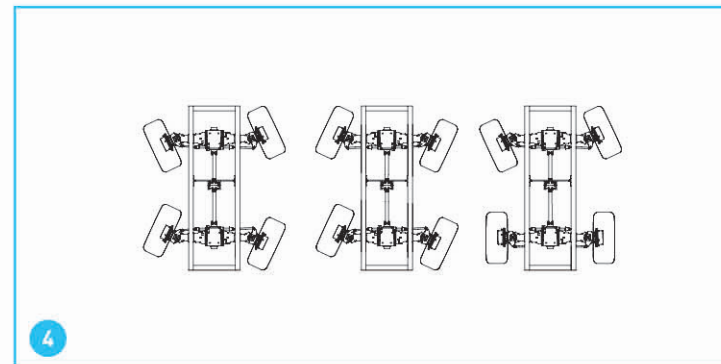
CONCRETE DRUM - Tough drum with 5 m³ concrete yield.



CAMERA SYSTEM - Rear view camera and LCD screen in operator cabin.



OPERATOR CABIN - Closed cabin with 180° pivoting operator's seat and ROPS / FOPS level 2 certification.



STEERING - 3 steering modes; Four-Wheel Steering, Front-Wheel Steering and Crab Steering.

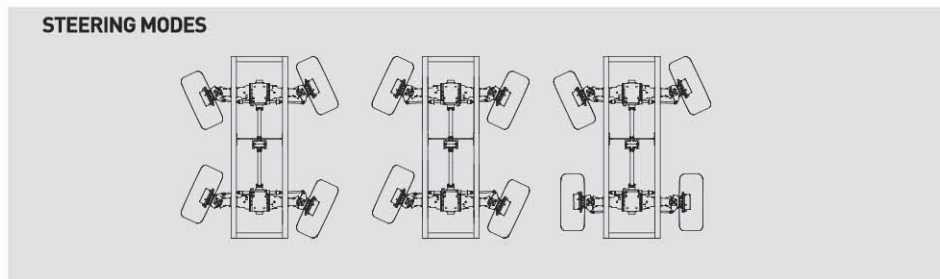
CONCRETE DRUM	
Drum Volume:	7,2 m ³
Max. concrete capacity (at 9 cm slump):	5 m ³
Drive:	Hydraulic

DIESEL ENGINE	
Make / Model:	JCB Dieselmax 444 TCA 4 cylinders 4,4 l turbocharged aftercooled
Max. Power:	85 kW (114hp) at 2200 rpm
Max. Torque:	440 Nm at 1300 rpm
Engine Emissions:	EU Stage 3A / EPA Tier 3
Diesel Tank:	140 l

TRANSMISSION	
	Powershift
	Automatic and manual 4-speed forward
	Manual 3-speed reverse
	Four-wheel drive

AXLES & WHEELS	
Axle Type:	Planetary
Make / Model :	JCB
Front:	+/- 8° oscillating and steerable
Rear:	Rigid and steerable
Tyres:	16.0 / 70 - 20
Steering:	Four-wheel steering, crab steering, front-wheel steering

BRAKING SYSTEM	
Service Brakes:	4-wheel disc brakes in oil bath
Parking Brake:	Spring applied hydraulic released



PERFORMANCE	
Max. Gradient:	30 %
Max. Speed:	24,5 km/h
Inner Turning Radius:	3.650 mm
Outer Turning Radius:	6.950 mm

DIMENSIONS & WEIGHT	
Weight:	6.800 kg
Max. Weight:	18.500 kg
Length:	7.250 mm
Width:	2.400 mm
Height:	2.950 mm

TITAN RIGID CHASSIS	
Type:	Rigid, high strength steel

TITAN CLOSED OPERATOR CABIN	
	Closed cabin
	ROPS / FOPS level 2 certified (EN ISO 3471:2008 / EN ISO 3449:2008)
	Height adjustable, 180° pivoting, ergonomic seat with seat 3-point belt and suspension
	Rear view camera and LCD screen in operator cabin
	Cabin heater
	Levers and indicators for all driving controls
	Auxiliary headlights for better visibility
	Heated wing mirrors

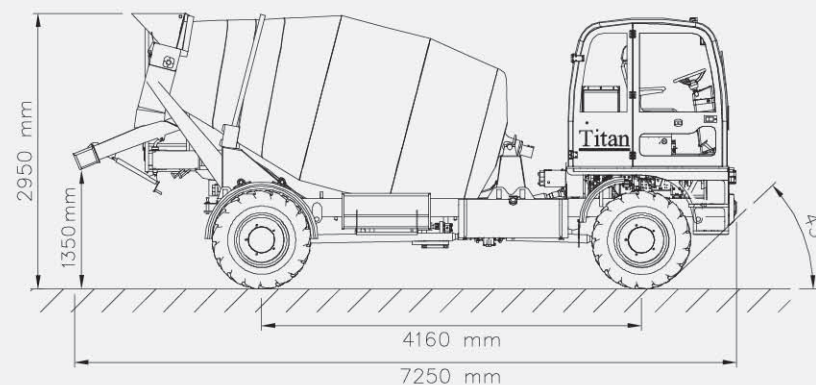
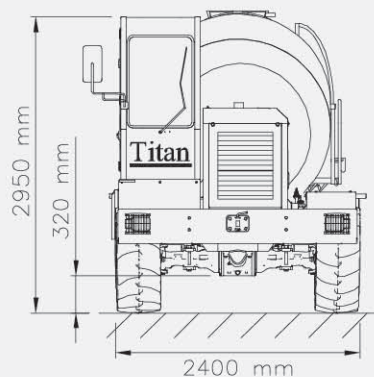
ELECTRIC SYSTEM	
Alternator:	12 V - 95 A
Battery:	12 V - 150 Ah (1000A)
Protection:	IP 65
Driving Lights:	2 x 55 W headlights
	2 x 55 W taillights
	Turn signals and back-up light

MISCELLANEOUS

300 l water tank
 2 x 4 kg portable fire extinguisher
 Warning plates and decals
 Amber beacon lamp
 Basic tool set
 Back-up alarm and light
 2 pcs wheel chock
 Catalytic converter
 Front and rear tow bars
 Battery isolator switch

OPTIONS

EU Stage IV / EPA Tier 4 Final compliant engine
 Two-person cabin
 Air conditioning in operator cabin
 Automatic fire suppression system
 12 V emergency steering
 Emergency release for parking brake
 Side view camera

DIMENSIONS**PERFORMANCE**